



Meet the Teacher...

Welcome to Year 1

Our School Values



Our Mission statement



MISSION STATEMENT

God made us all to be different and unique, this is what makes us special. God created us to be part of his family.

We live our school vision 'let our light shine' in all that we do, we follow the example of Jesus as he is the light of the world.



Jesus Christ said, "Your light must shine before people, so that they will see the good things you do and praise your Father in heaven." (Matt.5:16)

Revised 2024

School Behaviour policy










- Expectations:

Your first point of call would be to email or speak to the class teacher. Please do not use personal emails or phone numbers if it is a school related issue.





- Sanctions:

If you are dissatisfied with teacher response, you can then arrange an appointment with the Head teacher.

Year 1 Yearly Overview

Term	Year 1 2025-26 Yearly Overview:															
	Week 1	Week 2	Week 3	Week 4	Week 5	Week 6	Week 7	Week 8	Week 1	Week 2	Week 3	Week 4	Week 5	Week 6	Week 7	
AUTUMN Mini adventure	Where in the world do I live? (Marvellous Me!)								I wonder who that can be? Where did you come from? Lost and <u>Found</u>							
Focus	Geography Know where in the world they live and locate the school Know where the local park is and draw maps to find how to get there							 Whole school Book The Grand Hotel of Feelings	Geography – hot and cold parts of the world							
Science	The human body/ seasonal changes								Seasonal changes / Materials							
Class Books and Giants	Here we are – Oliver Jeffers In Every house on Every street Leonardo Da' Vinci								Lost and found – Oliver Jeffers RF Scott							
English focus	Core skills and letter formations Recounts – summer Holidays Story Narrative – Familiar stories (Topsy and Tim go to the <u>Park</u> and Percy the Park Keepers)				Now we are 6 – poetry Story Narrative – Familiar stories (Topsy and Tim go to the <u>Park</u> and Percy the Park Keepers)				 Place Value of Punctuation and Grammar  Labelling and descriptive writing – linked to penguins							
SPRING Mini adventure	What is the past?	Kings, Queens and Castles – where did the Kings and Queens live in the past?						Where did Explorers go? Where have humans explored?								
Focus:	History To know about the past / key vocabulary of a historian	History Significant castles and settlements Know that Kings and Queens built castles for protection and importance Know some castles and ruins in the UK and why the monarchs lived there						History Timeline and significant explorers from history Neil Armstrong Christopher Columbus								
Science	Plants							Caring for our planet /Growing and changing / seasonal changes								
Class Books and Giants		Paddington King Charles						Biography – Neil Armstrong								
English focus		Story <u>Narrative</u> – Fantasy linked to Castles/Jack and the Beanstalk Traditional Tales – Jack and the Beanstalk Explanation – linked to castles						Non-chronological report Performance and shape poetry linked to space								
SUMMER Mini adventure	Who were the Victorians?								How would you survive on a desert island? (Compare a seaside town to our local area) (Week 6 – Science week)							
Focus:	History Queen Victoria How toys have changed – then and now							Science Week 2026	Geography – mapwork / comparison Newport History – changes in living memory of the seaside							Window to the World
Science	Animals								Animals continued / seasonal changes.							
Class Books and Giants	Queen Victoria Queen Victoria's Bathing Machine Lost in the toy museum								Katie Morag David Attenborough Narrative – familiar stories Instructions – Linked to DT Fruit Kebabs							
English focus	Instructions – Victorian bathing machine Information/explanation NCR – linked to animals in science															



Autumn Term

Term	Year 1 2025-26 Yearly Overview:																
	Week 1	Week 2	Week 3	Week 4	Week 5	Week 6	Week 7	Week 8	Week 1	Week 2	Week 3	Week 4	Week 5	Week 6	Week 7		
AUTUMN Mini adventure	Where in the world do I live? (Marvellous Me!)								Whole school Book  The Grand Hotel of Feelings	I wonder who that can be? Where did you come from? Lost and <u>Found</u>							
<u>Focus</u>	Geography Know where in the world they live and locate the school Know where the local park is and draw maps to find how to get there									Geography – hot and cold parts of the world							
<u>Science</u>	The human body/ seasonal changes									Seasonal changes / Materials							
<u>Class Books and Giants</u>	Here we are – Oliver Jeffers In Every house on Every street									Lost and found – Oliver Jeffers RF Scott							
	Leonardo Da’ Vinci																
<u>English focus</u>	Core skills and letter formations Recounts – summer Holidays Story Narrative – Familiar stories (Topsy and Tim go to the <u>Park</u> and Percy the Park Keepers)				Now we are 6 – poetry Story Narrative – Familiar stories (Topsy and Tim go to the <u>Park</u> and Percy the Park Keepers)						Place Value of Punctuation and Grammar Labelling and descriptive writing – linked to penguins						

Spring Term

SPRING Mini adventure	What is the past?	Kings, Queens and Castles – where did the Kings and Queens live in the past? 	Where did Explorers go? Where have humans explored? 
Focus:	History To know about the past / key vocabulary of a historian	History Significant castles and settlements Know that Kings and Queens built castles for protection and importance Know some castles and ruins in the UK and why the monarchs lived there	History Timeline and significant explorers from history Neil Armstrong Christopher Columbus
Science	Plants		Caring for our planet /Growing and changing / seasonal changes
Class Books and Giants		Paddington	Biography – Neil Armstrong
		King Charles	
English focus		Story <u>Narrative</u> - Fantasy linked to Castles/Jack and the Beanstalk Traditional Tales – Jack and the Beanstalk Explanation – linked to castles	Non-chronological report Performance and shape poetry linked to space

Summer Term

SUMMER Mini adventure	Who were the Victorians? 	Science Week 2026	How would you survive on a desert island? (Compare a seaside town to our local area) (Week 6 – Science week) 
Focus:	History Queen Victoria How toys have changed – then and now		Geography – mapwork / comparison Newport History – changes in living memory of the seaside Window to the World
Science	Animals		Animals continued / seasonal changes.
Class Books and Giants	Queen Victoria		Katie Morag
	Queen Victoria's Bathing Machine Lost in the toy museum		David Attenborough
English focus	Instructions – Victorian bathing machine Information/explanation NCR – linked to animals in science		Narrative – familiar stories Instructions – Linked to DT Fruit Kebabs

PE

- PE
Wednesday/Friday



Earrings out or taped.

Any other items of jewellery removed.

Children need to bring PE kit into school, to get changed together in class.



Adults in Year 1

- Mrs Evans
- Thursday afternoon

- Miss Russell



- Friday


Reading in school and at home

- School

- The children read daily as part of our synthetic phonics lessons - sounding and blending using grapheme phoneme correspondence.
- Read and change book in school once a week.
- Children will read a range of genres. (e.g. letters, stories, poetry and facts)
- Regularly assessed using ELS phonic assessment to pitch reading books.

- At Home

- Read 3/5 times a week.
- Sign reading diary each time reading is done.
- This should include talking about the story, identifying repeated words, asking when they're not sure of the meaning of a word, predicting ... reading is so much more than just decoding the text.



Homework


Spellings will be sent home at the start of each half term.

The spellings will be linked to the phonics/spellings learnt that week. Year 1 start work on phase 5 - alternative sounds:

igh, I , ie

Spelling tests will include spellings from previous weeks, so it is important to learn each weeks and build on these.

Maths - KIRFS - will be sent out each half term.



Key Instant Recall Facts

Year 1 - Autumn 2

I know number bonds for each number to 6.

By the end of this half term, children should know the following facts. The aim is for them to recall these facts **instantly**.

0 + 1 = 1	0 + 4 = 4	0 + 6 = 6
1 + 0 = 1	1 + 3 = 4	1 + 5 = 6
	2 + 2 = 4	2 + 4 = 6
0 + 2 = 2	3 + 1 = 4	3 + 3 = 6
1 + 1 = 2	4 + 0 = 4	4 + 2 = 6
2 + 0 = 2		5 + 1 = 6
	0 + 5 = 5	6 + 0 = 6
0 + 3 = 3	1 + 4 = 5	
1 + 2 = 3	2 + 3 = 5	
2 + 1 = 3	3 + 2 = 5	
3 + 0 = 3	4 + 1 = 5	
	5 + 0 = 5	

Key Vocabulary
What is 3 **add** 2?
What is 2 **plus** 2?
What is 5 **take away** 2?
What is 1 **less than** 4?

They should be able to answer these questions in any order, including missing number questions eg' $3 + \bigcirc = 5$ or $4 - \bigcirc = 2$

Top Tips

The secret to success is practising **little** and **often**. Use time wisely. Can you practise these KIRFs while walking to school or during a car journey? You don't need to practise them all at once: perhaps you could have a fact of the day. If you would like more ideas, please speak to your child's teacher

Use practical resources - Your child has one potato on their plate and you give them three more. Can they predict how many they will have now?

Make a poster - We use Numicon at school. You can find pictures of the Numicon shapes here: bit.ly/NumiconPictures - your child could make a poster showing the different ways of making 5.

Play games - You can play number bond pairs online at <https://www.topmarks.co.uk/maths-games/hit-the-button> and then see how many questions you can answer in just one minute.

E-safety, online usage and devices

- Roblox
- Minecraft

Be aware of what your children are watching and accessing.

Internet safety day.

- Use: <https://www.nspcc.org.uk/keeping-children-safe/online-safety/>
- <https://www.getsafeonline.org/personal/article-category/safeguarding-children/>



Assessment - formative and summative

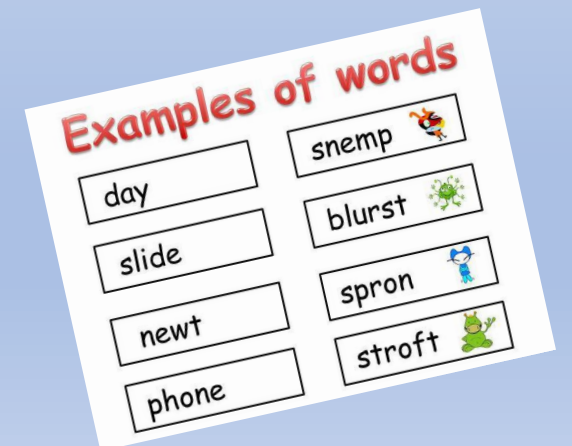
Assessment in class:

Live marking/feedback
Reading assessments
Phonics
Spelling
end of term assessments

Teacher assessment is ongoing

Phonic Screening

In June the children will take the phonic screening test, a government test which assesses their ability to sound and blend real and pseudo words.



Suggested Trips for this year...

EYFS/KS1 Panto



Visit to the Church



Blists Hill possibly - Spring



Sharing books are changed every Tuesday morning.