



Meet the Teacher...

Welcome to Year 1

Our School Values



Our Mission statement



MISSION STATEMENT

God made us all to be different and unique, this is what makes us special. God created us to be part of his family.

We live our school vision 'let our light shine' in all that we do, we follow the example of Jesus as he is the light of the world.

Jesus Christ said, "Your light must shine before people, so that they will see the good things you do and praise your Father in heaven." (Matt.5:16)

Revised 2024

School Behaviour policy










- Expectations:

Your first point of call would be to email or speak to the class teacher. Please do not use personal emails or phone numbers if it is a school related issue.





- Sanctions:

If you are dissatisfied with teacher response, you can then arrange an appointment with the Head teacher.




Year 1 Yearly Overview

Term	2024-25 Yearly Overview: Year 1														
	Week 1	Week 2	Week 3	Week 4	Week 5	Week 6	Week 7	Week 8	Week 1	Week 2	Week 3	Week 4	Week 5	Week 6	Week 7
Title	<div style="display: flex; justify-content: space-between;"> <div style="writing-mode: vertical-rl; transform: rotate(180deg); font-size: small;">Books about emotions and feelings Rules and expectations</div> <div style="width: 48%;"> <p>Where in the world do I live? (Marvellous Me!)</p>  </div> <div style="width: 48%;"> <p>What is the past?</p>  </div> <div style="width: 48%;"> <p>Kings, Queens and Castles – where did the Kings and Queens live in the past?</p>  </div> </div>														
Autumn Term Subject foci:	Know where in the world they live and locate the school Know where the local park is and draw maps to find how to get there							History To know about the past and own history and family events and family tree Understand key vocabulary of a historian				History Significant castles and settlements Know that Kings and Queens built castles for protection and importance Know some castles and ruins in the UK and why the monarchs lived there			
Science	The human body							Seasonal changes				Materials			Scientific enquiry – being a scientist
English focus	 'Ready to write' – Place value of punctuation and grammar		Here we are – Oliver Jeffers					Stickman – Julia Donaldson				Paddington at the palace The Queen's hat			
Title	<p>Where did Explorers go? Where have humans explored?</p> 											<p>Who were the Victorians? (Week 1 and 2 – Whole school book focus)</p>  			
Spring Term Subject foci:	History Timeline and significant explorers from history Neil Armstrong Christopher Columbus							History Queen Victoria George Stephenson How toys have changed – then and now							
Science	Planting and growing							Materials				Seasonal changes			
English focus	Little people – big dreams							Paperdolls – Julia Donaldson Queen Victoria's bathing machine							
Summer Term	<p>I wonder who that can be? Where did you come from? Lost and Found</p> 						<p>How would you survive on a desert island? (Compare a seaside town to our local area) (Week 6 – Science week)</p> 								
	Geography – hot and cold parts of the world RF Scott							Geography – mapwork / comparison Newport							
Science	Animals							Plants				Seasonal changes			
English focus	Lost and Found – Oliver Jeffers							Katie Morag Island stories The Lighthouse Keepers Lunch							



Autumn Term

Term	2024-25 Yearly Overview: Year 1															
	Week 1	Week 2	Week 3	Week 4	Week 5	Week 6	Week 7	Week 8	Week 1	Week 2	Week 3	Week 4	Week 5	Week 6	Week 7	
Title	Where in the world do I live? (Marvellous Me!) 							What is the past? 		Kings, Queens and Castles – where did the Kings and Queens live in the past? 						
Autumn Term Subject foci:	Know where in the world they live and locate the school Know where the local park is and draw maps to find how to get there							History To know about the past and own history and family events and family tree Understand key vocabulary of a historian		History Significant castles and settlements Know that Kings and Queens built castles for protection and importance Know some castles and ruins in the UK and why the monarchs lived there						
Science	The human body							Seasonal changes		Materials					Scientific enquiry – being a scientist	
English focus	 'Ready to write' – Place value of punctuation and grammar		Here we are – Oliver Jeffers					Stickman – Julia Donaldson		Paddington at the palace The Queen's hat						

Spring Term

Title	<p>Where did Explorers go? Where have humans explored?</p> 		<p>Who were the Victorians? (Week 1 and 2 – Whole school book focus)</p>	 
Spring Term Subject foci:	<p>History Timeline and significant explorers from history Neil Armstrong Christopher Columbus</p>		<p>History Queen Victoria George Stephenson How toys have changed – then and now</p>	
Science	<p>Planting and growing</p>		<p>Materials</p>	<p>Seasonal changes</p>
English focus	<p>Little people – big dreams</p>		<p>Paperdolls – Julia Donaldson Queen Vicotria's bathing machine</p>	

Summer Term

Summer Term	<p>I wonder who that can be? Where did you come from? Lost and Found</p> 		<p>How would you survive on a desert island? (Compare a seaside town to our local area) (Week 6 – Science week)</p> 
	<p>Geography – hot and cold parts of the world RF Scott</p>		<p>Geography – mapwork / comparison Newport</p>
Science	<p>Animals</p>		<p>Plants</p> <p>Seasonal changes</p>
English focus	<p>Lost and Found – Oliver Jeffers</p>		<p>Katie Morag Island stories The Lighthouse Keepers Lunch</p>

PE

- PE

Thursday/Friday



Earrings out or taped.

Any other items of jewellery removed.

Children need to bring PE kit into school, to get changed together in class.



Adults in Year 1

- Mrs Blakeman
- Tuesday afternoon



- Miss Russell



- Friday

- Mrs Parker
- Wednesday
- Thursday




Reading in school and at home

• School

- The children read daily as part of our synthetic phonics lessons - sounding and blending using grapheme phoneme correspondence.
- Read and change book in school once a week.
- Children will read a range of genres. (e.g. letters, stories, poetry and facts)
- Regularly assessed using ELS phonic assessment to pitch reading books.

• At Home

- Read 3/5 times a week.
- Sign reading diary each time reading is done.
- This should include talking about the story, identifying repeated words, asking when they're not sure of the meaning of a word, predicting ... reading is so much more than just decoding the text.



Homework


Spellings will be sent home at the start of each half term.

The spellings will be linked to the phonics/spellings learnt that week. Year 1 start work on phase 5 - alternative sounds:

igh, I , ie

Spelling tests will include spellings from previous weeks, so it is important to learn each weeks and build on these.

Maths - KIRFS - will be sent out each half term.



Key Instant Recall Facts

Year 1 - Autumn 2

I know number bonds for each number to 6.

By the end of this half term, children should know the following facts. The aim is for them to recall these facts **instantly**.

0 + 1 = 1	0 + 4 = 4	0 + 6 = 6
1 + 0 = 1	1 + 3 = 4	1 + 5 = 6
	2 + 2 = 4	2 + 4 = 6
0 + 2 = 2	3 + 1 = 4	3 + 3 = 6
1 + 1 = 2	4 + 0 = 4	4 + 2 = 6
2 + 0 = 2		5 + 1 = 6
	0 + 5 = 5	6 + 0 = 6
0 + 3 = 3	1 + 4 = 5	
1 + 2 = 3	2 + 3 = 5	
2 + 1 = 3	3 + 2 = 5	
3 + 0 = 3	4 + 1 = 5	
	5 + 0 = 5	

Key Vocabulary

What is 3 **add** 2?

What is 2 **plus** 2?

What is 5 **take away** 2?

What is 1 **less than** 4?

They should be able to answer these questions in any order, including missing number questions eg' $3 + \bigcirc = 5$ or $4 - \bigcirc = 2$

Top Tips

The secret to success is practising **little** and **often**. Use time wisely. Can you practise these KIRFs while walking to school or during a car journey? You don't need to practise them all at once: perhaps you could have a fact of the day. If you would like more ideas, please speak to your child's teacher

Use practical resources - Your child has one potato on their plate and you give them three more. Can they predict how many they will have now?

Make a poster - We use Numicon at school. You can find pictures of the Numicon shapes here: [bit.ly/NumiconPictures](https://www.numiconpictures.com) - your child could make a poster showing the different ways of making 5.

Play games - You can play number bond pairs online at <https://www.topmarks.co.uk/mathsgames/hit-the-button> and then see how many questions you can answer in just one minute.

E-safety, online usage and devices

- Roblox
- Minecraft

Be aware of what your children are watching and accessing.

Internet safety day.

- Use: <https://www.nspcc.org.uk/keeping-children-safe/online-safety/>
- <https://www.getsafeonline.org/personal/article-category/safeguarding-children/>



ay
safe

Don't give out
personal
information to
people / places
you don't know.



M

**Don't
Meet Up**

Meeting someone
you have only
been in touch
with online can be
dangerous.
Always check with
an adult you trust.



A

**Accepting
Files**

Accepting emails,
files, pictures or
texts from people
you don't know
can cause
problems.



R

Reliable?

Check information
before you believe
it. Is the person
or website telling
the truth?



Assessment - formative and summative

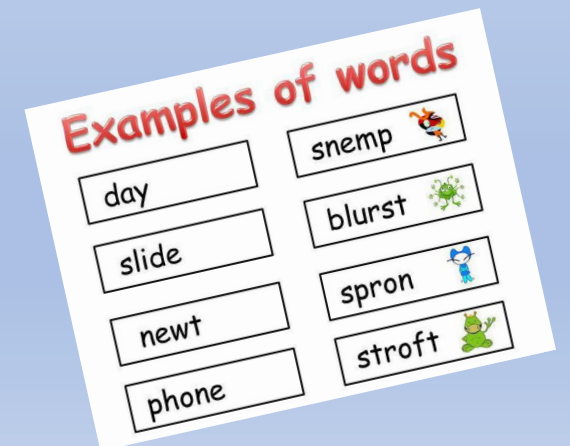
Assessment in class:

Live marking/feedback
Reading assessments
Phonics
Spelling
end of term assessments

Teacher assessment is ongoing

Phonic Screening

In June the children will take the phonic screening test, a government test which assesses their ability to sound and blend real and pseudo words.



Suggested Trips for this year...

EYFS/KS1 Panto



Visit to the Church



Blists Hill possibly - Spring



Diary Dates:

Thursday 19th September -
Welcome back to school
mass, parents welcome to
attend

Wednesday 20th November - school
photos

Wednesday 11th and Thursday December
- Reception and Key stage 1 Nativity play
performances